

2023 Academic Lab Promotion


For a limited time only, buy a two mode SpectraMax® Mini and get Luminescence or Fluorescence for FREE

The Spectra Max® Mini Multi-Mode Microplate Reader offers a budget friendly solution that gives you exactly what you need, when you need it. With three modes of detection for UV-Vis, absorbance, fluorescence and luminescence, the Spectramax® Mini reader is user upgradeable - from 2 to 3 modes, providing researchers with a versatile instrument that does not compromise on sensitivity or performance. Included Softmax® Pro Software enables rapid data generation and analysis helping you achieve more in less time.

Explore how you can future-proof your research. Contact your local sales representative for more information. But hurry! Offer valid from 15/03/2023–15/06/2023.



Key features



Improved sensitivity across entire spectrum



Flash assays captured easily using SmartInject™ Technology



Pipette errors eliminated for true OD measurements with no temperature dependency



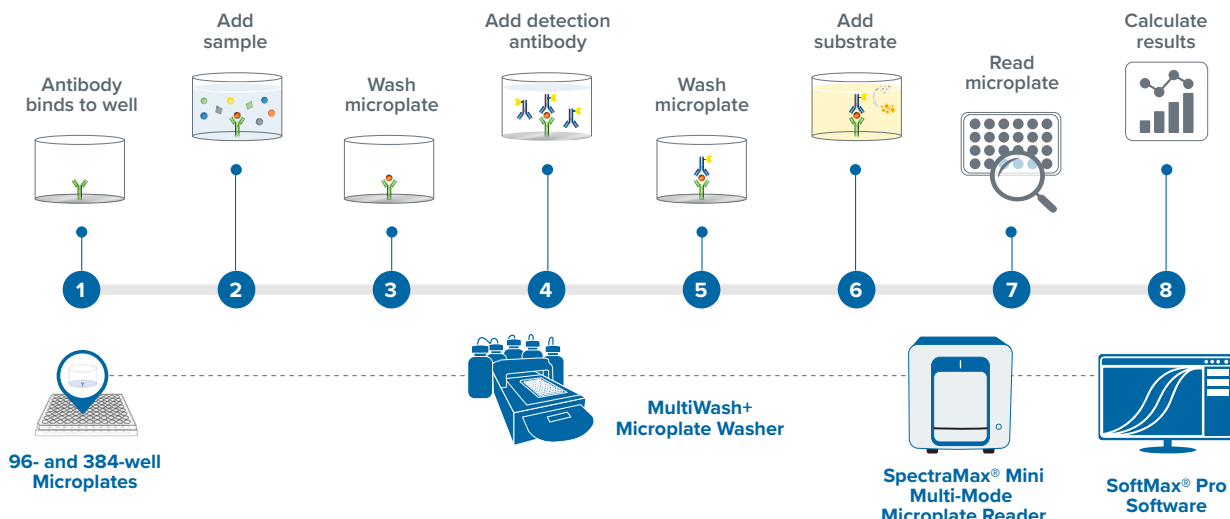
Super cooled PMT for improved luminescence range



Library of user-configured applications to choose from



Automation-compatible options



Technical specifications – SpectraMax Mini reader

General specifications

Dimensions (in.)	15.75 (L) x 12.60 (W) x 13.78 (H)
Dimensions (cm)	40 (L) x 32 (W) x 35 (H)
Weight	≤ 40 lbs (18 kg)
Power requirement	External 24V DC power supply compatible with 100–240V AC @50–60 Hz 160W maximum consumption
Robotic compatible	Yes

General performance

Plate formats	6, 12, 24, 48, 96, 384-well plates ANSI/SLAS
Light source	Xenon flash lamp
Reading capabilities	Microplates, cuvettes (via adapter)
Detectors	Photomultiplier Tube and Photodiode
Shaking	Linear, orbital, and double orbital
Temperature control	4°C above ambient to 45°C
Temperature uniformity	±1°C at 37°C
Temperature accuracy	±2°C at 37°C
Spectral scanning	Abs
Endpoint reading	Abs, FI, Lum
Kinetic reading	Abs, FI, Lum
Well scanning	Over 20 by 20

Absorbance photometric performance

Wavelength range	200–1000 nm
Wavelength selection	1.0 nm increments
Wavelength bandwidth	≤ 5 nm full width half maximum
Wavelength accuracy	± 2 nm across wavelength range
Wavelength precision (repeatability)	± 0.2 nm
Photometric range	0–4.0 OD
Photometric resolution	0.001 OD
Photometric accuracy, linearity	< ±0.006 OD ±1.0%, 0–3 OD
Photometric precision (repeatability)	< ±0.003 OD ±1.0%, 0–3 OD
Stray light	≤ 0.05% at 230 nm


Fluorescence intensity performance

Wavelength range	250–850 nm
Dynamic range	> 6 decades
Sensitivity (fluorescein)	1 pM

Luminescence performance

Wavelength range	300–650 nm
Dynamic range	> 7 decades
Sensitivity (ATP)	2 pM
Cross-talk	<0.1% (white 96-well half-area microplate)

*Custom solution and sale is subject to our Custom Product Purchase. Terms available at www.moleculardevices.com/custom-products-purchase-terms. Price, time to deliver, and specifications will vary based on mutually agreed technical requirements.



Contact Us

Phone: 00800.665.32860
 Web: www.moleculardevices.com
de.moleculardevices.com
fr.moleculardevices.com
 Email: infoboxeu@moldev.com

Regional Offices

USA and Canada	+1.800.635.5577	Taiwan/Hong Kong	+886.2.2656.7585
United Kingdom	+44.118.944.8000	Japan	+81.3.6362.9109
Europe*	00800.665.32860	South Korea	+82.2.3471.9531
China	+86.4008203586	India	+91.73.8661.1198

*Austria, Belgium, Denmark, Finland, France, Germany, Iceland, Ireland, Italy, Luxembourg, Netherlands, Portugal, Spain, Sweden, Switzerland and United Kingdom

Check our website for a current listing of worldwide distributors.